



Change Healthcare
Workflow Intelligence™

Meet MQSA Regulations With Mammo Image Review

The Mammography Quality Standards Act (MQSA) requires Mammography departments to track and report image quality issues. This requires additional work by radiologists and technologists that needs to be done efficiently and consistently. Is your organization ready or do you collect data manually on paper or in spreadsheets and then pull it together for inspections?

When you automate review of your mammography images, your department can meet regulatory standards and drive quality improvement.

Meeting Regulatory Standards Efficiently and at a Lower Cost

Meet Regulatory Standards

Regulatory requirements mean that your staff must perform extra tasks in order to be compliant. Understandably, your organization wants these tasks to be performed as efficiently as possible.

Mammo Image Review helps breast imaging departments report image quality issues and communicate on corrective actions. It lets them report all issues, aggregate them, and use the data to help identify opportunities for improvement.

By automating the Mammo Image Review workflow, mammography departments can meet regulatory standards efficiently. There is minimal interruption to the radiologist workflow and technologists find embedded communication for follow-up requests.

Our consistent tracking solution helps you communicate and help resolve imaging quality issues. Then, the issues are recorded in a report that can be used at the time of inspection.

Improve Image Quality

Mammo Image Review addresses challenges in communication and image quality. This workflow lets radiologists and technologists easily capture feedback about an image. Its pop-up windows and drop-down menus make communication easy, consistent, and quick.


Radiologists can record image quality feedback in a workflow window that is integrated on their PACS workstation. Feedback options are predefined following American College of Radiology best practice guidelines, and users can also request additional images, additional information or repeat exams.


Radiologists can give technologists constructive feedback, which helps them improve their technique and, over time, can reduce the need for repeat exams. Technologists can also perform reviews of their peers, enabling quality improvement and open communication.


The Mammo Image Review workflow reduces repeat exams and identifies areas for improvement in training and modality issues


Reduce Costs

The Mammo Image Review workflow integrates into any PACS to help improve collaboration within your team. The assignment function in Change Healthcare Workflow Intelligence helps evenly distribute cases and captures all the information in reports. Your health system can use the data to identify patterns and root causes, like modality issues or training needs. Once you've identified the reasons for poor image quality, you can quickly and easily adjust your processes to gain measurable improvements in quality and to reduce your costs and unnecessary exams.

- 

1 Select cases for Mammo Image Review
- 

2 Report image quality issues on open studies in PACS
- 

3 Request corrective action and communicate follow-up
- 

4 Summary report of issues and corrective action taken

About Change Healthcare

Change Healthcare is inspiring a better healthcare system. Working alongside our customers and partners, we leverage our software and analytics, network solutions and technology-enabled services to help them improve efficiency, reduce costs, increase cash flow, and more effectively manage complex workflows. Together, we are accelerating the journey toward improved lives and healthier communities.